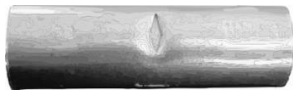


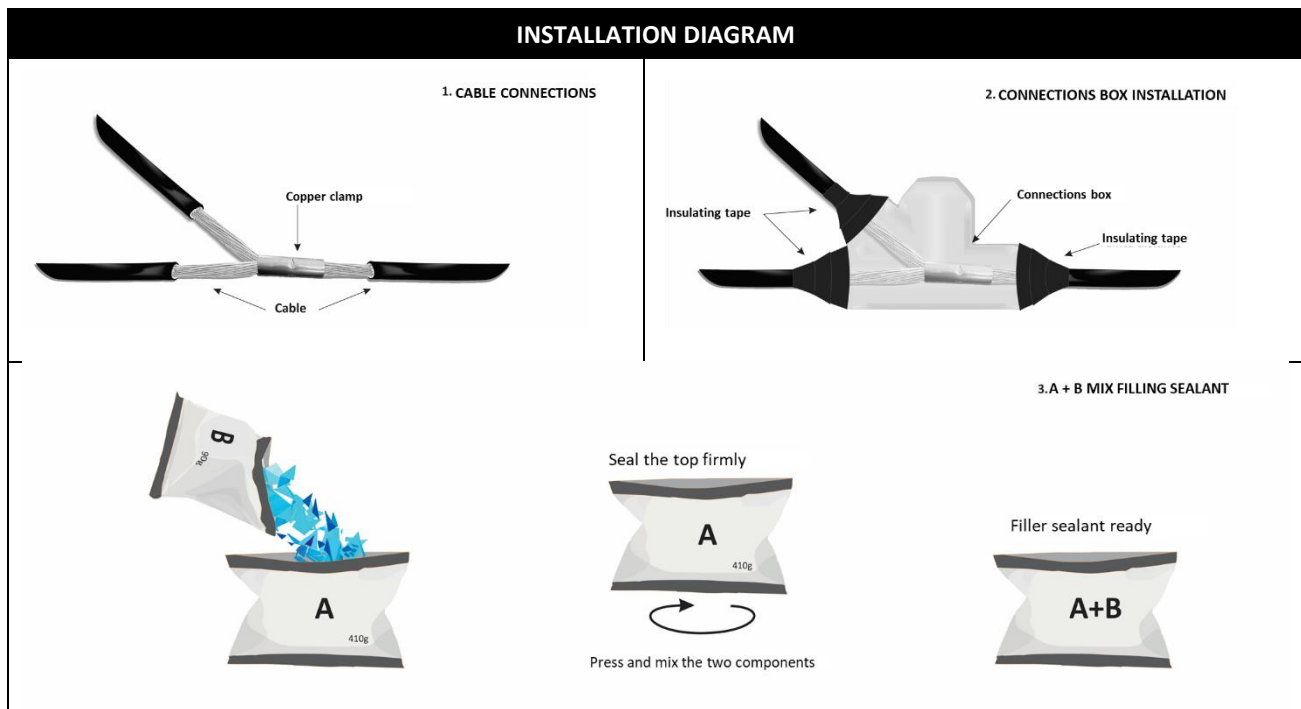


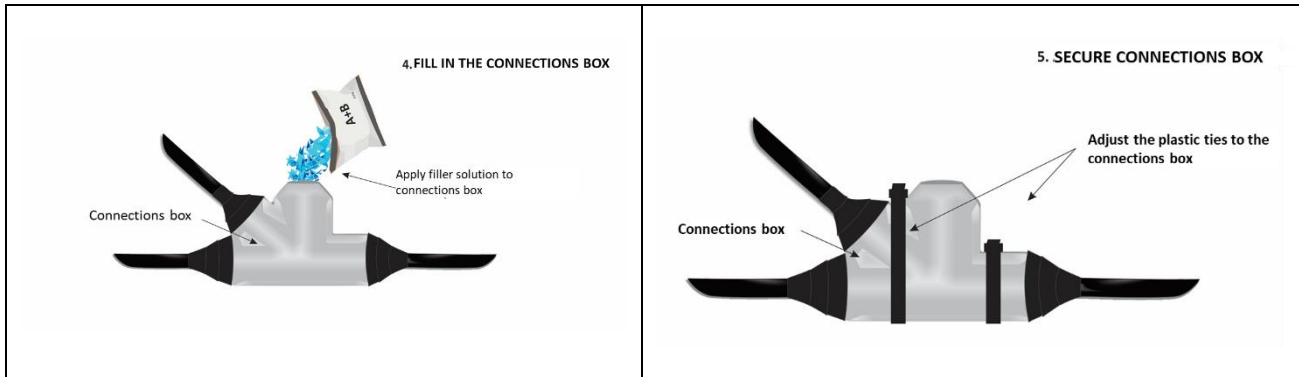
## PRELIMINARY TO INSTALLATION

The engineering design adopts a large number of cable sizes. This product is a general use product for cables  $\leq 70\text{mm}^2$ , it is recommended to use a *pressure connector*, *Crimp* or *Split Bolt* for the internal connection as shown in the following table:

RECOMMENDED CONNECTORS	IMAGE
PRESSURE CONNECTOR	
CRIMPIT CONNECTOR	
SPLIT BOLT CONNECTOR	







## INSTALLATION INSTRUCTIONS





## KIT CONTENT

The kit contains a 2-part epoxy resin, a hardener, the polycarbonate mold, the cable ties, electrical tape and gloves; which are designed to be used on site.

PRODUCT	USE	PRESENTATION	PACKING
<b>Connections box</b>	Container for epoxy bonding, suitable for anticorrosive insulation of cable joints.	Two (2) units in polycarbonate with acid resistance, alkali resistance and an anti-aging function.	
<b>Sealant A</b>	Filler sealant A	410 gr	
<b>Sealant B</b>	Filler sealant B	90 gr	
<b>Electrical tape</b>	Installation support	Roll : 0.38 mm x 150 mm x 1 m. Color: Black or white Roll heart: 76 mm.	
<b>Disposable gloves</b>	Nitrile gloves	1 pair	
<b>Plastic ties</b>	Plastic ties	2 units	

## SAFETY NOTES

### Attention

- Do not ingest, avoid contact with the eyes and keep the workplace ventilated and flame free
- Always wear gloves to make the sealants mix. Do not use sealants if there are visible crystals or if their resin has been pre-mixed.
- The hardener (material B) is poured into a resin bag (material A) and mixed well. Mix for at least 2 minutes (if the temperature is below 10° C, it will take about 3 minutes).
- Slowly pour the mixed liquid into the mold. Be careful to avoid leakage at the cable entry. Use the tape provided with the kit if there's a leak.
- Wait at least an hour after filling the sealer to energize the cable.
- The sealing filler has a full cure time of over 24 hours.
- Pay attention to the protection cable and the junction box during installation.
- If the resin compound comes into contact with the skin, wash the skin with plenty of soap and water.

### First aid

- Skin: if the resin or the hardener come into contact with the skin, wash immediately with plenty of soap and water.
- Eyes: flush eyes with plenty of running water and seek medical help.
- Ingestion: Avoid inhaling fumes that may be released during the mixing process. If inhaled, go to the ventilation area on time. If you have obvious breathing difficulties, seek medical assistance.
- Leaks: if it leaks, you need water and detergent to clean up the contaminated soil.

### Waste disposal

- If the product is mixed during application, it can be disposed of as ordinary waste.
- If sealants are not mixed, dispose of them through an accredited company or in accordance with applicable laws and regulations.
- For fires, fire extinguishers, carbon dioxide, dry powder, foam, and sand can be used. If water is used, a larger quantity is required.

---

## STORING

- It must be sealed and stored in a ventilated, cool and dry place; the shelf life is 24 months.
- Keep it away from water and keep it separate from food.

---

## WARRANTY AND LIMITATION OF LIABILITY

TECNOLOGIA TOTAL will not be in any case responsible for damages of any nature that could be derived from an inadequate use of the product. Before using the product, the user must determine if the product is suitable for its intended use, taking all risks and liability that could be derived from its use.

If it's proved that a product is faulty due to manufacturing or its material at the time of sale, or that it does not fulfill during its warranty period the indicated properties in this technical sheet, the only responsibility of TECNOLOGIA TOTAL will consist of replacing the buyer with the quantity of product that is found to be defective. TECNOLOGIA TOTAL does not take any responsibility for any additional cost such as manufacturing cost, withdrawal or re-application of the products. If TECNOLOGIA TOTAL offers a warranty to their clients, express or implicit, or a compensation that differs from the established in this section, this stipulation can not be altered unless a signed agreement by the parties.

